

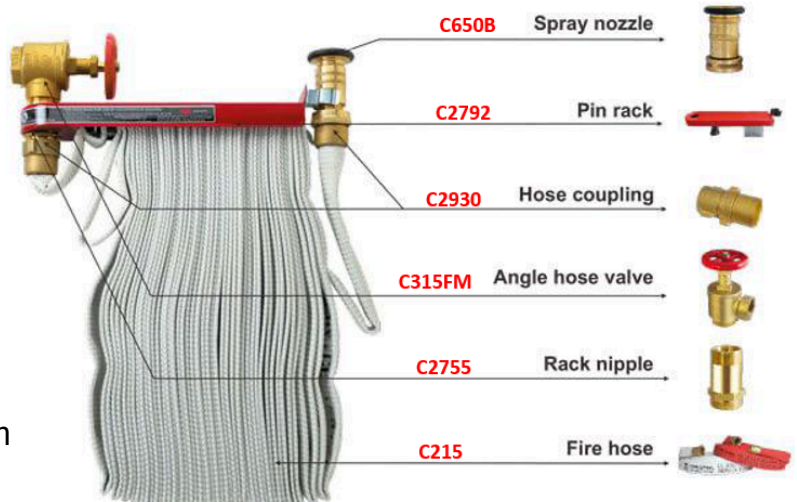
FIRE HOSE RACK ASSEMBLY

FIGURE C200

FUNCTIONS

The C200 Fire Hose Rack Assembly is a Class II Service and is an immediate and readily available means of controlling and suppressing fire by one person.

The semi-automatic swing fire hose rack release mechanism, keeping water out of the hose (when valve is open) until the last fold is released.



ASSEMBLY COMPONENTS



C2792 Red swing hose rack. UL/ULC Listed and FM Approved

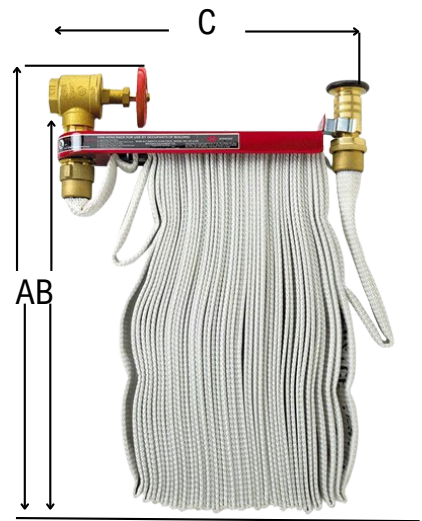
C315FM UL/ULC Listed and FM Approved 300 lb pressure tested approved valve. Heavy Duty 1½" angle hose valve.

C2755 Brass Male to Male Hose Rack nipple


C650B UL/ULC Listed and FM Approved 1½" Brass combination fog nozzle with bumper.

C215 UL/ULC Listed and FM Approved 1½" 500 PSI proof pressure fire hose.

C2930 1½" Brass Expansion Ring Couplings



C215 Fire Hose



| ORDER AND PROCEDURE | Hose Length Ft. | Valve Size In. | Hose Dia. In. | Dimensions | | | | |
|---------------------|-----------------|----------------|---------------|------------|-------|-------|-------|------|
| | | | | A In. | B In. | C In. | D In. | Pins |
| C275 | 75 | 1½ | 1½ | 29½" | 29" | 21" | 4¼" | 20 |
| C210 | 100 | 1½ | 1½ | 29½" | 29" | 21" | 4¼" | 25 |